




# Utah Aspire Plus Score Interpretation Guide for Parents



2021-2022

## Table of Contents

General Information for Parents .....	3
Purpose of this Guide .....	3
About Utah Aspire Plus .....	3
Report Availability .....	3
The Utah Aspire Plus Individual Student Report (ISR).....	4
The Parent Portal.....	6
Detailed Component Description .....	7
Appendix A: Utah Aspire Plus Performance Level Descriptors .....	10

## General Information for Parents

### Purpose of this Guide

This guide will help you interpret and understand the information provided by your student's Utah Aspire Plus assessment score report.

### About Utah Aspire Plus

Utah Aspire Plus is an online test that measures student proficiency in English, mathematics, reading, and science. Utah Aspire Plus was created as directed by Utah Statute 53E-4-304 which requires the Utah State Board of Education (USBE) to administer an assessment to ninth and tenth grade students that is predictive of the college readiness assessment (ACT). Utah Aspire Plus provides valuable postsecondary readiness information for students, parents, and teachers about student progress towards education and employment after graduation from high school.

The key measurement targets for each test are:

- English: language conventions and comprehension.
- Math: linear relationships, abstract and quantitative reasoning, and problem solving.
- Reading: reading and comprehending complex informational and literary texts.
- Science: gathering and investigating, developing models, using mathematical thinking, and constructing explanations.

Before test questions are published for use, they are reviewed by Utah educators. Data and statistical information from test results are analyzed and reviewed frequently to ensure tests perform as expected for all students.

### Report Availability

#### Individual Score Reports

- All final scores will be available on the Individual Student Reports (ISR) on June 30, 2022. Your student's school should provide a copy of the Individual Score Report to you within three weeks of receiving the report. Additionally, you will be able to access your student's Individual Score Report in the Parent Portal.

#### Parent Portal

- You can access your student's results in the [Parent Portal](#). To set up an account, you will enter your student's first name, last name, your student's claim code. Claim codes are available on your student's OnDemand preliminary report, Individual Score report, and from your student's school.
- Final test scores and your student's Individual Student Report (ISR) for the Utah Aspire Plus English, reading, mathematics and science tests will be available on July 1, 2022.

## The Utah Aspire Plus Individual Student Report (ISR)

The Individual Student Report (ISR) provides your student's Utah Aspire Plus assessment finalized score information. There are two main components to the ISR: postsecondary readiness and Utah Core standards-based proficiency. The following is an example of an ISR.



\*\* SAMPLE REPORT ONLY \*\*



FIRSTNAME I. LASTNAME

GRADE 9

BRUNSWICK HIGH SCHOOL

CITY COMMUNITY SCHOOL DISTRICT



### UTAH ASPIRE PLUS GRADE 9 ASSESSMENT 2021-2022

#### Utah Aspire Plus Individual Student Report (ISR) – Page 1 Legend



Identification Information



Composite Scale Score and Predicted ACT Score



Subject Area ACT Predicted Scores

COMPOSITE SCALE SCORE AND PREDICTED ACT SCORE		
Your student took the Utah Grade 9 Assessment in May of 2022. Below you will find your student's composite scale score and predicted ACT score, followed by the subject area predicted ACT scores.		
Composite Scale Score	Predicted Composite ACT Score Range*	Postsecondary Readiness Prediction
384	<b>B</b> 21-24	 Not on Target      On Target

Postsecondary readiness is defined by Utah as a composite ACT score of 18 or higher.

\*For more information on the predicted ACT score range, see the [Score Interpretation Guide for Parents](https://schools.utah.gov/assessment/assessments?mid=1173&tid=8) (<https://schools.utah.gov/assessment/assessments?mid=1173&tid=8>).

#### SUBJECT AREA PREDICTED ACT SCORES

Below you will find your student's predicted ACT subject scores based on their performance in the four subject areas that make up the assessment (reading, English, math, science).

Subject Area	Predicted ACT Subject Score Range*	ACT College Readiness Benchmarks**
Reading	21-24	 Not on Target      On Target
English	<b>C</b> 24-27	 Not on Target      On Target
Math	17-20	 Not on Target      On Target
Science	15-18	 Not on Target      On Target









\*\*ACT College Readiness Benchmarks for Subjects: Students who score at or above these benchmark scores (22-Reading, 18-English, 22-Math, 23-Science) are more likely to be successful in college courses commonly taken by first-year students. For more information about ACT College and Career Readiness Standards, visit [USBE Utah Aspire Plus Assessment](https://schools.utah.gov/assessment/assessments?mid=1173&tid=8) page (<https://schools.utah.gov/assessment/assessments?mid=1173&tid=8>).

Birth Date: 2007-06-25


Page 1

Student ID: 0123456

<b>D</b>	Subject Area Scale Scores and Utah Proficiency Levels
<b>E</b>	Parent Portal and Claim Code

Subject	Scale Score (Confidence Range*)	Utah Proficiency Level
 <b>READING</b>	<b>394</b> (389-399)	 <span style="background-color: #007bff; color: white; padding: 2px 5px; border-radius: 5px;"><b>4</b></span> <b>Highly Proficient</b>
 <b>ENGLISH</b>	<b>384</b> (380-388)	 <span style="background-color: #28a745; color: white; padding: 2px 5px; border-radius: 5px;"><b>3</b></span> <b>Proficient</b>
 <b>MATH</b>	<b>284</b> (283-286)	 <span style="background-color: #ffc107; color: white; padding: 2px 5px; border-radius: 5px;"><b>2</b></span> <b>Approaching Proficient</b>
 <b>SCIENCE</b>	<b>184</b> (181-187)	 <span style="background-color: #dc3545; color: white; padding: 2px 5px; border-radius: 5px;"><b>1</b></span> <b>Below Proficient</b>

\*For more information about the Confidence Range, go to <https://tinyurl.com/USBereporting>.

Legend:  1 = Below Proficient      3 = Proficient  
2 = Approaching Proficient      4 = Highly Proficient

#### RESOURCES

To access your student's performance results online, visit the [Utah Aspire Plus Parent Portal](https://www.results-ut.pearsonaccessnext.com) (https://www.results-ut.pearsonaccessnext.com), or use the Quick Response Code (QR Code) to the right with a smartphone, tablet, or other device. To set up your parent account access for the Utah Aspire Plus Parent Portal, use claim code **xjSdhEgc2ijz**.



Learn more about the Utah Aspire Plus, including predicted ACT scores, Utah's Postsecondary Readiness Indicator, ACT College and Career Readiness Standards, and Utah Proficiency Levels by visiting [USBE Utah Aspire Plus Assessment](https://schools.utah.gov/assessment/assessments?mid=1173&tid=8) page (https://schools.utah.gov/assessment/assessments?mid=1173&tid=8.) If you have additional questions about your student's scores, please contact your student's teacher or guidance counselor.

Every high school student, teacher, and administrator in Utah has free, unlimited, and secure access to ACT test prep resources through Shmoop. For more information on how to access these free resources, visit the [Utah Shmoop](https://schools.shmoop.com/utah/) page (https://schools.shmoop.com/utah/).



## The Parent Portal

At the top of the Parent Portal there is general information on student data privacy and Utah Aspire Plus assessment results. The site describes the scores provided for Utah Aspire Plus and it includes a link to additional information about interpreting student test scores. A Pearson help desk contact is provided for additional assistance on accessing student test scores.

Your student's test score results can be found by entering last name, first name, and claim code as seen in the screenshot below. The claim code can be found on the Individual Student Report (ISR) or obtained from your student's school.

### Data Confidentiality and Disclosure

Individual student performance results on Utah Aspire Plus assessments are confidential and may be released only in accordance with the Family Educational Rights and Privacy Act of 1974 (20 U.S.C. Section 1232g). For more information on student privacy, please visit <https://schools.utah.gov/studentdata/privacy/mid-3510&id=5>.

### Utah Aspire Plus Results

This portal displays your student's performance results compared to the Utah State Standards and proficiency in each of the four tested subject areas. Below you will find your student's scaled score and proficiency level for each subject.

Proficiency levels are:

- Below Proficient (1)
- Approaching Proficient (2)
- Proficient (3)
- Highly Proficient (4)

You may be able to see your student's performance results from previous years' administrations if you have used this portal in previous years. When reviewing your student's scores, please note the year of administration under your student's name (see screenshot below). Generally, results are displayed with the most recent test scores first. You may need to scroll down to view your student's older test scores.

FIRSTNAME LASTNAME

Spring 2021 Grade 9 English

270

Highly Proficient

To view your student's predicted ACT scores, please refer to your student's Individual Student Report, which can be obtained by clicking on the "Download the Individual Student Report which includes English, Reading, Mathematics, and Science scores" link below. **Only one Individual Student Report (ISR) needs to be downloaded.** For additional resources on interpreting this score report, please refer to the score interpretation guide, which can be accessed here: [Score Interpretation Guide for Parents](#). If you have additional questions about your student's scores, please contact your student's school.

### Need Assistance?

For assistance with this portal, contact the Pearson help desk at (877) 227-5009.

### The Parent Portal Legend

<b>D</b>	Subject Area Scale Scores and Utah Proficiency Levels
<b>E</b>	Parent Portal and Claim Code

### Find Test Results

Student's First Name

Student's Last Name

Claim Code

**E**

Find Results

### My Students' Test Results

FIRSTNAME LASTNAME	270
Spring 2022 Grade 9 Reading	Highly Proficient
Download the Individual Student Report which includes English, Reading, Mathematics, and Science scores	
FIRSTNAME LASTNAME	239
Spring 2022 Grade 9 Science	Highly Proficient
Download the Individual Student Report which includes English, Reading, Mathematics, and Science scores	
FIRSTNAME LASTNAME	208
Spring 2022 Grade 9 Mathematics	Proficient
Download the Individual Student Report which includes English, Reading, Mathematics, and Science scores	
FIRSTNAME LASTNAME	181
Spring 2022 Grade 9 English	Approaching Proficient
Download the Individual Student Report which includes English, Reading, Mathematics, and Science scores	
FIRSTNAME LASTNAME	193
Spring 2021 Grade 9 Science	Approaching Proficient
Download the Individual Student Report which includes English, Reading, Mathematics, and Science scores	
FIRSTNAME LASTNAME	226
Spring 2021 Grade 9 English	Proficient
Download the Individual Student Report which includes English, Reading, Mathematics, and Science scores	
FIRSTNAME LASTNAME	231
Spring 2021 Grade 9 Mathematics	Proficient
Download the Individual Student Report which includes English, Reading, Mathematics, and Science scores	
FIRSTNAME LASTNAME	225
Spring 2021 Grade 9 Reading	Proficient
Download the Individual Student Report which includes English, Reading, Mathematics, and Science scores	

## Detailed Component Description

### **A** Identification Information

The student's name, grade, school, and district are provided.

### **B** Composite Scale Score and Predicted ACT Score

The student's composite scale score and predicted ACT composite score range are provided. The composite scale score is the average of the four Utah Aspire Plus assessments (English, reading, mathematics, and science) and is provided for students who take all four assessments.

One purpose of the Utah Aspire Plus assessment is to provide predictive ACT scores. Students' test scores on Utah Aspire Plus are linked to ranges of predicted ACT scores. The predicted ACT composite score range graphic is comprised of two levels, Not on Target and On Target, along the ACT scale (0–36). A predicted ACT composite score of 18 or higher indicates “on target” for Utah’s postsecondary readiness benchmark while scores below 18 indicate “not on target” for postsecondary readiness. The student's predicted score range is indicated by a black bar within the graphic. If the student's predicted ACT score range crosses over the benchmark score (18), the student is indicated as being ‘On Target’. The predicted ACT score ranges are determined through a statistical process that links scores from Utah Aspire Plus to scores on the ACT.

### **C** Subject Area ACT Predicted Scores

This section of the report provides the student's predicted ACT score ranges for the subject tests (math, English, reading and science). Student test scores from Utah Aspire Plus are linked to the ACT scale to obtain a predicted score range on each ACT subject test. Each predicted ACT score range is provided within graphics that distinguish predicted scores below the subject ACT College Readiness Benchmark score as “Not on Target” and those on or above the subject ACT College Readiness Benchmark score as “On Target.” The student's predicted score range for each subject test is indicated by a black bar within each graphic. If the student's predicted subject test ACT score range crosses over the ACT College Readiness Benchmark score, the student is indicated as being ‘On Target’.

The ACT College Readiness benchmarks represent the level of achievement required for students to have a 50% chance of obtaining a B or higher or a 75% chance of obtaining a C or higher in corresponding credit-bearing first year college courses. Table 1 contains the ACT college readiness benchmark score for each subject test. You can learn more about the ACT college readiness benchmarks here: [ACT College and Career Readiness](#).

Table 1. ACT College Readiness Benchmarks

Subject Test	The ACT College Readiness Benchmark
English	18
Reading	22
Mathematics	22
Science	23

## **D** Subject Area Scale Scores and Utah Proficiency Levels

For each subject test, a student's scale score is provided with a confidence range below it. The confidence range represents the expected range of a student's score if the student took the same form of the test multiple times.

Students' test performance is summarized by proficiency levels which indicate the extent to which students demonstrate knowledge and skills on the assessment. There are four proficiency levels for Utah Aspire Plus:

- Level 4: Highly Proficient
- Level 3: Proficient
- Level 2: Approaching Proficient
- Level 1: Below Proficient

The proficiency levels are defined by performance level descriptors which outline the knowledge and skills that students should know and be able to do to be classified in each level. The proficiency level descriptors (PLDs) for Utah Aspire Plus are provided in Appendix A.

The student's proficiency level for each subject test is determined by their subject test scale score. Cut scores that differentiate one proficiency level from another were determined through a collaborative process known as standard setting. During this process, Utah educators and educational measurement specialists reviewed the Utah Aspire Plus summative assessments along with the Utah Core Standards and PLDs to provide judgments on what students should know and be able to do at each proficiency level. A multi-round process of educator judgments, data review, and discussion resulted in a set of recommended cut scores for each Utah Aspire Plus assessment. The Utah State Board of Education formally adopted the cut scores for the Utah Aspire Plus assessments. The cut scores define the scale score ranges for each proficiency level. Table 2 provides the scale score ranges that define each proficiency level for each Utah Aspire Plus summative assessment.

Table 2. Utah Aspire Plus Proficiency Scale Score Ranges

Grade	Subject	Below Proficient	Approaching Proficient	Proficient	Highly Proficient
9	English	100 to 164	165 to 201	202 to 241	242 to 300
	Reading	100 to 165	166 to 203	204 to 230	231 to 300
	Mathematics	100 to 171	172 to 205	206 to 232	233 to 300
	Science*	100 to 186	187 to 210	211 to 236	237 to 300
10	English	100 to 160	161 to 199	200 to 244	245 to 300
	Reading	100 to 174	175 to 203	204 to 234	235 to 300
	Mathematics	100 to 180	181 to 209	210 to 235	236 to 300
	Science*	100 to 186	187 to 209	210 to 239	240 to 300



The student proficiency level is provided within a “meter” graphic on the score report that shows an approximate position of the scale score within the base range (100–300).

**Note:** The size of the shaded regions does not indicate size of score range by proficiency level or proportion of students.

\*The Utah State Board of Education adopted new science standards for high school in June of 2019. The first



administration of the new science assessment occurred in spring of 2021.



### **Parent Portal and Claim Code**

Parents and guardians can access student results, including the student's individual student report (ISR), within the Parent Portal. Parents must create an account within the portal to access student information.

To set up an account, parents will need the student's administration claim code. Claim codes are available on the student's Individual report or from their student's school. Once an account is created, parents can access student results in the [Parent Portal](#) by entering the student's first name, last name, and the claim code.

## Appendix A: Utah Aspire Plus Performance Level Descriptors

English Grades 9 and 10			
Below Proficient	Approaching Proficient	Proficient	Highly Proficient
The level 1 students can <b>partially access</b> grade-level content and engage with higher- order thinking skills with extensive support.	The level 2 students can access grade-level content and engage in higher-order thinking skills with <b>minimal independence and some support</b> .	The level 3 students can access grade-level content, and <b>independently</b> engages in <b>higher-order</b> thinking skills. This level of performance also likely indicates students are on track to be sufficiently prepared for college or career.	The level 4 students can go beyond grade-level content, and <b>independently</b> engages in <b>higher-order</b> thinking skills. This level of performance also likely indicates students are on track to be well-prepared for college or career.

Reading Grades 9 and 10			
Below Proficient	Approaching Proficient	Proficient	Highly Proficient
The level 1 students can <b>partially access</b> grade-level content and engage with higher-order thinking skills with extensive support.	The level 2 students can access grade-level content and engages in higher-order thinking skills with <b>minimal independence and some support</b> .	The level 3 students can access grade-level content, and independently engages in <b>higher-order</b> thinking skills. This level of performance also likely indicates students are on track to be sufficiently prepared for college or career.	The level 4 students can go beyond grade-level content, and <b>independently</b> engages in <b>higher-order</b> thinking skills. This level of performance also likely indicates students are on track to be well-prepared for college or career.

<b>Mathematics</b> <b>Secondary Math I &amp; II</b>			
<b>Below Proficient</b>	<b>Approaching Proficient</b>	<b>Proficient</b>	<b>Highly Proficient</b>
The Level 1 students are below proficient in applying the mathematics knowledge/skills as specified in the Utah Core State Standards. The students generally perform significantly below the standard for their grade level and are likely able to partially access grade-level content with extensive support.	The Level 2 students are approaching proficient in applying the mathematics knowledge/skills as specified in the Utah Core State Standards. The students generally perform slightly below the standard for their grade level and are likely able to access grade-level content with moderate support.	The Level 3 students are proficient in applying the mathematics knowledge/skills as specified in the Utah Core State Standards. The students generally perform at the standard for their grade level and can access grade-level content with minimal support. This level of mathematics performance also likely indicates students are on track to be sufficiently prepared for college or career.	The Level 4 students are highly proficient in applying the mathematics knowledge/skills as specified in the Utah Core State Standards. The students generally perform significantly above the standard for their grade level and can access above grade-level content. This level of mathematics performance also likely indicates students are on track to be well-prepared for college or career.

<b>Science</b> <b>Grades 9 and 10</b>			
<b>Below Proficient</b>	<b>Approaching Proficient</b>	<b>Proficient</b>	<b>Highly Proficient</b>
<p>The Level 1 students are below proficient in achieving or applying the science attitudes and knowledge/ skills as specified in the Utah Core Standards. The students generally perform significantly below the standard for their grade level and are able to engage with higher-order thinking skills for all science contexts with extensive support.</p>	<p>The Level 2 students are approaching proficient in achieving or applying the science attitudes and knowledge/skills as specified in the Utah Core Standards. The students generally perform slightly below the standard for their grade level and are likely able to engage in higher-order thinking skills for all science contexts with support.</p>	<p>The Level 3 students are proficient in achieving or applying the science attitudes and knowledge/skills as specified in the Utah Core Standards. The students generally perform at the standard for their grade level and are able to engage in higher-order thinking skills for all science contexts with independence and minimal support. This level of science performance likely indicates students are on track to be sufficiently prepared for college or a career.</p>	<p>The Level 4 students are highly proficient in achieving or applying the science attitudes and knowledge/skills as specified in the Utah Core Standards. The students generally perform above the standard for their grade level and are able to engage in higher-order thinking skills involving all science contexts independently. This level of science performance likely indicates students are on track to be well-prepared for college or a career.</p>