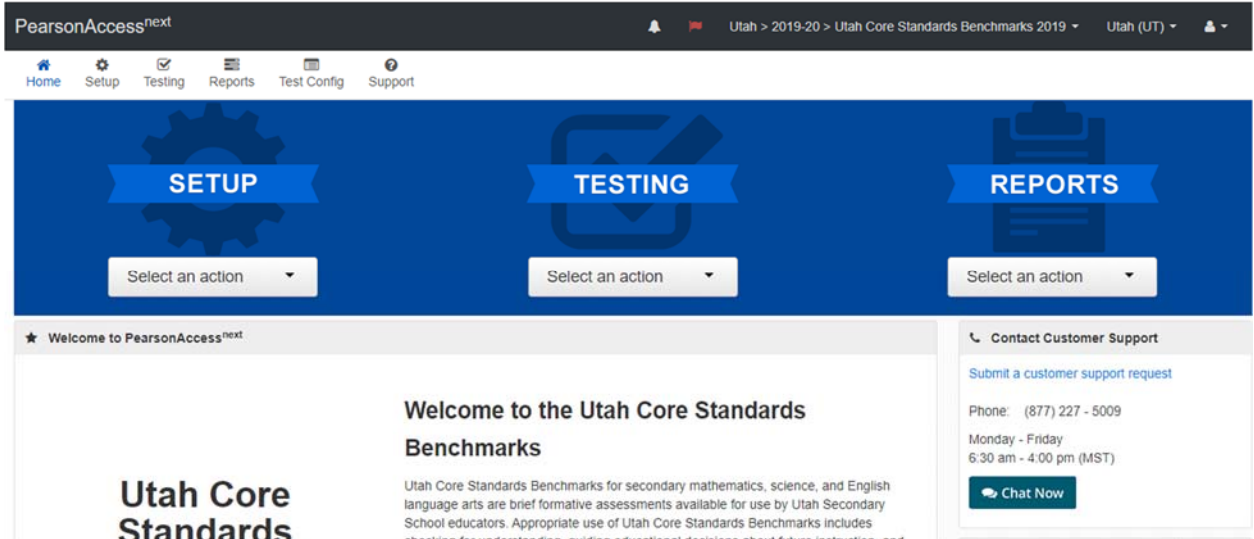
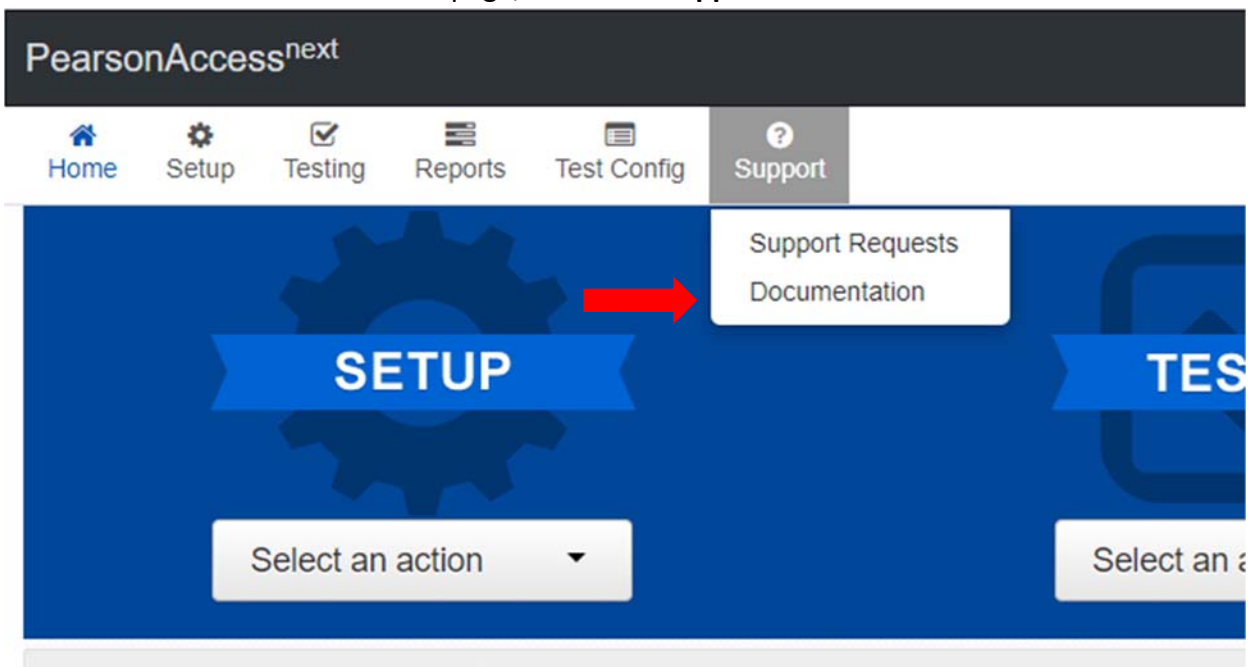


Accessing Benchmark Core Standards Assessments Reporting Resources in PearsonAccess^{next}

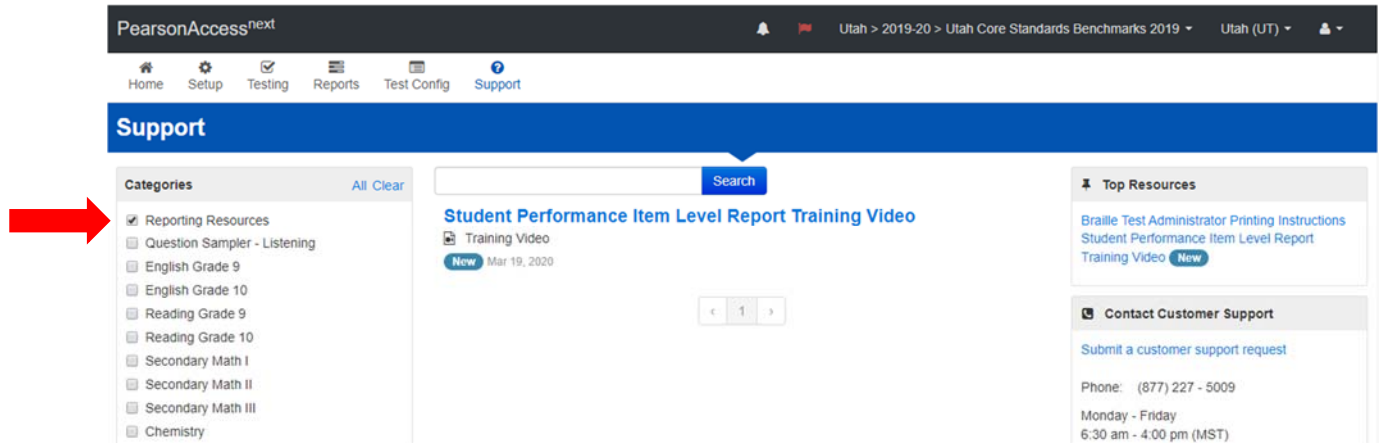
1. To access Benchmark Core Standards Assessments Reporting Resources in PearsonAccess^{next}, login to PearsonAccess^{next} at <https://ut.pearsonaccessnext.com/>.



2. From the PearsonAccess^{next} home page, select the **Support** tab.



3. Select **Documentation**.
4. From the Support Documentation screen, you will see all the categories you can select on the left-hand side of the screen, in the Categories list. To access the Reporting Resources, select **Clear**.
5. Select **Reporting Resources** by placing a check in the box next to that option.



The screenshot displays the PearsonAccessnext Support interface. At the top, the navigation bar includes 'Home', 'Setup', 'Testing', 'Reports', 'Test Config', and 'Support'. The 'Support' section is active, showing a search bar and a 'Search' button. On the left, a 'Categories' list is visible, with 'Reporting Resources' checked and highlighted by a red arrow. The main content area displays a search result for 'Student Performance Item Level Report Training Video', dated Mar 19, 2020. On the right, there are sections for 'Top Resources' and 'Contact Customer Support'.

PearsonAccess^{next} Utah > 2019-20 > Utah Core Standards Benchmarks 2019 - Utah (UT)

Home Setup Testing Reports Test Config Support

Support

Categories [All Clear](#)

- Reporting Resources
- Question Sampler - Listening
- English Grade 9
- English Grade 10
- Reading Grade 9
- Reading Grade 10
- Secondary Math I
- Secondary Math II
- Secondary Math III
- Chemistry

Search

Student Performance Item Level Report Training Video

Training Video

New Mar 19, 2020

< 1 >

Top Resources

[Braille Test Administrator Printing Instructions](#)
[Student Performance Item Level Report Training Video](#) **New**

Contact Customer Support

[Submit a customer support request](#)

Phone: (877) 227 - 5009
Monday - Friday
6:30 am - 4:00 pm (MST)